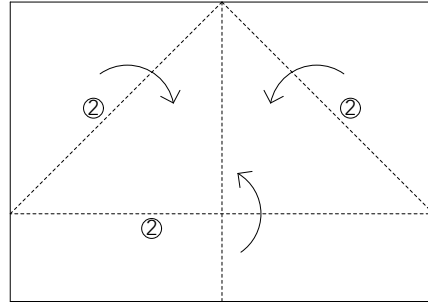
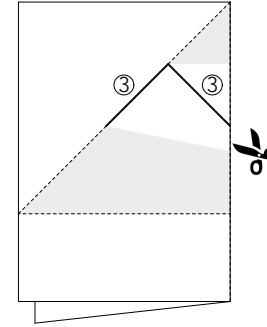


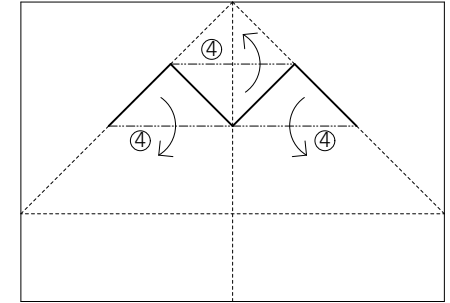
**1** Fold in half.  
Unfold and Turn over.



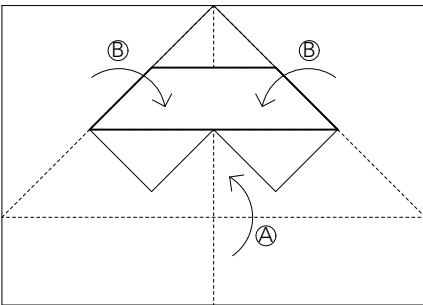
**2** Fold the top right and left corners into the centre crease. Fold bottom part. Unfold.



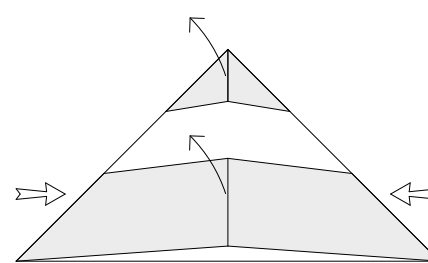
**3** Fold in half. Cut along line 3.  
Unfold and Turn over.



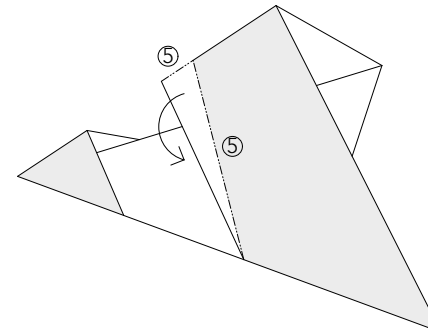
**4** Fold in the triangles created by cutting.  
Opening will form.



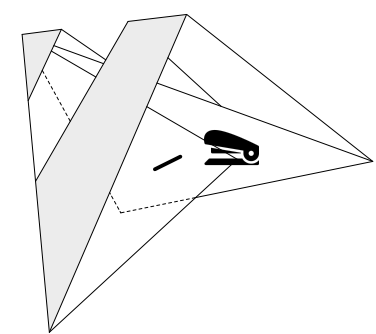
**5** A. First fold the bottom part over lower triangles.  
B. Fold in right and left corners.



**6** Turn over.  
Pull up the crest and squeeze the base edges to form triangular shape.



**7** Inside fold along the line 5.



**8** Use the stapler to staple base planes together to increase the stability.